

YSL15T SERIES

Input: 100-240VAC 50/60Hz; 200-240VAC 50Hz

Output Voltage: 12V, 24V, 36V, 48VDC

Rated Power: 15W max



Features:

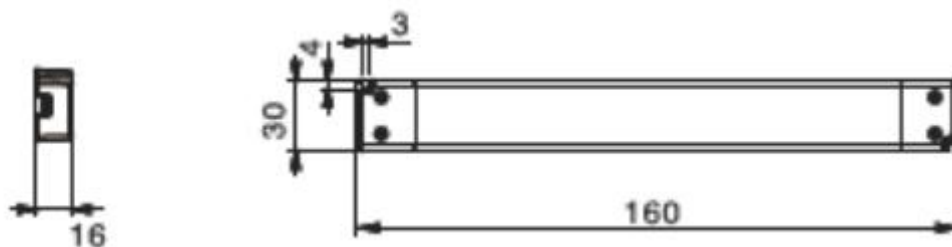
- Universal Input:
100-240V AC 50/60Hz; 200-240VAC 50Hz
- RoHS Compliance
- EMI Standard EN55015:2019+A11
- Safety Standard: EN61347-1:2015, EN61347-2-13:2014+A1:2017, UL8750
- Inrush current < 65A AC230V/50Hz
- High efficiency & low power consumption
- Short Circuit, Over Current and Over Voltage Protection
- Over temperature protection
- 100% full load burn-in test



Application

LED lights bring
LED indoor lighting
LED decorative lighting
LED building lighting

■ Dimensions and Installation

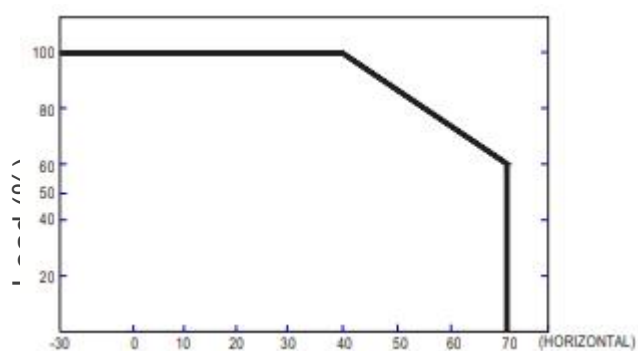


YSL15T SERIES

MODEL DETAIL SPEC.		YSL15T-1201250	YSL15T-2400625	YSL15T-3600416	YSL15T-48003120
INPUT	Input Voltage:	100-240VAC/200-240VAC			
	Input Frequency:	50/60Hz			
	Inrush Current:	65A/230VAC at full load			
	AC Current:	0.17A/115VAC 0.085A/230VAC			
	Leakage Current:	< 0.25mA/240VAC			
	Efficiency:	88%			
OUTPUT	DC Voltage:	12V	24V	36V	48V
	Rated Current:	1250mA	625mA	416mA	312mA
	Rated Power:	15W			
	Voltage Tolerance:	±5.0%			
	Ripple and Noise:	120mVp-p	240mVp-p	360mVp-p	480mVp-p
	Line Regulation:	±3%			
	Load Regulation:	±5%			
	Setup, Rise, Hold Up time:	1s, 10ms/60ms 230VAC 1000ms, 1ms/25ms 115VAC at full load			
ENVIRONMENTAL	Operating Temperature:	-20 ~ +50 (Refer to "Derating Curve")			
	Storage Temp:	-40°C ~ 85°C			
	Storage Humidity:	20 ~ 95% RH			
	Working Humidity:	20 ~ 95% RH non-condensing			
PROTECTION	Over Load:	Above 105%-130% rated output power			
		Protection type: Hiccup mode, recovers automatically after fault condition is removed			
	Over Voltage:	12V:13.8 ~ 16.2V 24V : 27.6 ~ 32.4V 36V:41.4 ~ 48.6V 48V : 55.2~64.8V			
		Protection type: Shut down o/p voltage, re-power on to recover			
	Over Temperature:	Shut down o/p voltage, re-power on to recover			
SAFETY & EMC	Safety Regulations:	EN61347-2-13:2014+A1:2017,EN61347-1:2015;EN62493:2015			
	Withstand Voltage:	I/P-O/P:3.75KVAC			
	Harmonic	EN61000-3-2 Class C EN61000-3-3			
	EMI:	Compliance to EN55015			
	EMS :	compliance to 61547:2009			
OTHER	MTBF:	200,000 Hours Minimum at Full Load at 25°C Ambient			
	Size:	160*30*16mm			
	Weight:	150g / pcs			
	Packaging:	100PCS/CTN			

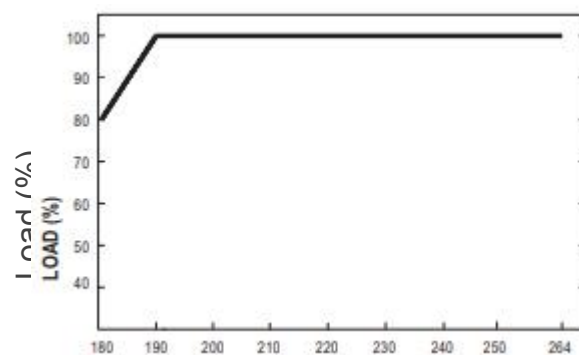
YSL15T SERIES

Deduction curve and temperature



Environment temperature(°C)

Minus output and input voltage curves



Input voltage(VAC)

Functional Diagram

